



MAKE YOUR OWN  
STORYWORLD SUN !






- THE BREADWINNER EXHIBITION WORKSHOP -

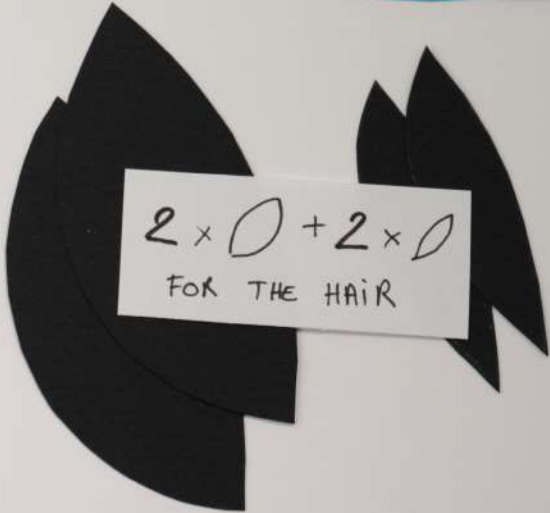
EQUIPMENT








1 x   
FOR THE NOSE



2 x   
FOR THE EYES



THE FACE

DRAW THE LINES  
FOR THE HAIR



DRAW  
THE EYES



COLOR  
THE NOSE



14 CT DIAMETER CIRCLE

STICK THE ELEMENTS  
TOGETHER









DRAW THE DETAILS  
OF THE FACE



THE SUN RAYS


CUSTOMIZE  
YOUR SUNRAYS




STICK THE SUNRAYS  
ON THE 13CM DIAMETER CIRCLES







PLACE SOME BLUETACK  
IN THE CENTER





YOUR SUN  
IS READY!





YOU CAN MOVE  
THE SUNRAYS ALL  
AROUND THE FACE





YOU CAN  
IMAGINE  
DIFFERENT FACES



YOU CAN TRY  
DIFFERENT SHAPES  
& COLORS!

